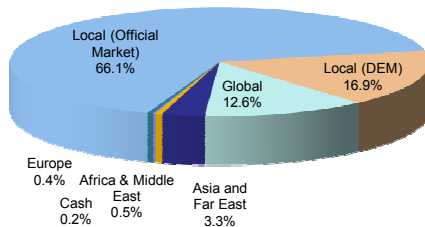
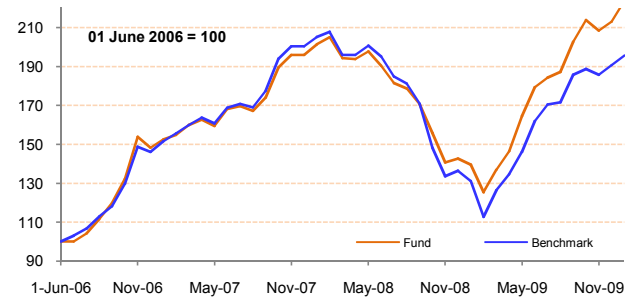


UNIT-LINKED EQUITY FUND
Investment Objectives
Highlights:

- Active management of a diversified portfolio consisting of local and foreign equity and equity-based securities.
- Fund manager will select stocks believed to possess long-term growth potential.
- **Objective is to seek long-term capital appreciation. Investors should however be willing to accept a potential high degree of short-term volatility.**

Fund Information

Launch Date	:	June 1, 2006
Fund Currency	:	MUR
Investment Management Fee	:	1.5% p.a
Fund Size	:	MUR 49.5 M
NAV (Price) Per Share	:	MUR 2.1504

Geographical Allocation

Indexed Performance Chart

Cumulative Performance

	1 month	YTD	1 Year	Since Launch
<i>Fund</i>	5.04%	5.04%	60.46%	123.84%
<i>Benchmark *</i>	2.67%	2.67%	49.24%	95.72%

* Benchmark: 65% SEMTRI, 20% MSCI AC World, 15% DEMTRI

Top 5 Holdings

Security	Sector	% of fund
Innodis	Commerce	8.9%
Mauritius Commercial Bank	Banking	7.1%
Phoenix Beverages	Industry	6.8%
State Bank Of Mauritius	Banking	6.5%
Sun Resorts	Leisure & Hotels	5.5%

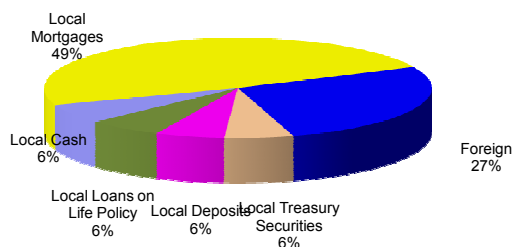
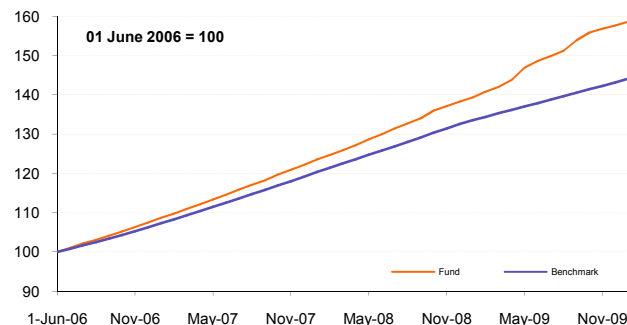
Total number of holdings : 85

UNIT-LINKED SECURE FUND
Investment Objectives
Highlights:

- Invests in a diversified portfolio of local and foreign debt and fixed-income securities.
- Fund manager may invest in equity-based instruments having adequate yield.
- Fund will include highly rated mortgages and other fixed-income securities which demonstrate relatively low probabilities of default.
- **Objective is to seek long-term growth. Investors will be exposed to smoother fluctuations in the value of their holdings.**

Fund Information

Launch Date	:	June 1, 2006
Fund Currency	:	MUR
Investment Management Fee	:	1.5% p.a
Fund Size	:	MUR 62.9M
NAV (Price) Per Share	:	MUR 1.5146

Geographical Allocation

Indexed Performance Chart

Cumulative Performance

	1 month	YTD	1 Year	Since Launch
<i>Fund</i>	0.59%	0.59%	13.86%	58.60%
<i>Benchmark *</i>	0.64%	0.64%	7.94%	44.09%

* Benchmark: Savings rate + 3% (as from January 2009)

Portfolio Structure

Time to maturity (M)	% of fund
≤ 5 years	48%
5 years < M ≤ 10 years	19%
10 years < M ≤ 15 years	9%
> 15 years	24%

Surplus return* : 0.21%

* Surplus return = YTD return less pro-rata Savings rate

For further information about the above funds, please contact:

- The Mauritius Union Assurance Co. Ltd, 4, Leoville L'Homme Street, Port-Louis • Tel: + 230 207 4150 • Fax: + 230 212 4198
- life_advice@mauritiusunion.com • www.mauritiusunion.com • Business Reg. No. C07000714

The funds are only available through our Unit-Linked Plans.

This document is not an offer to sell or solicitation to subscribe and is by way of information only. Investment involves risks. The fund price may go up as well as down. Please note that past performance is not indicative of future returns. All performance information is stated gross of the management fee.